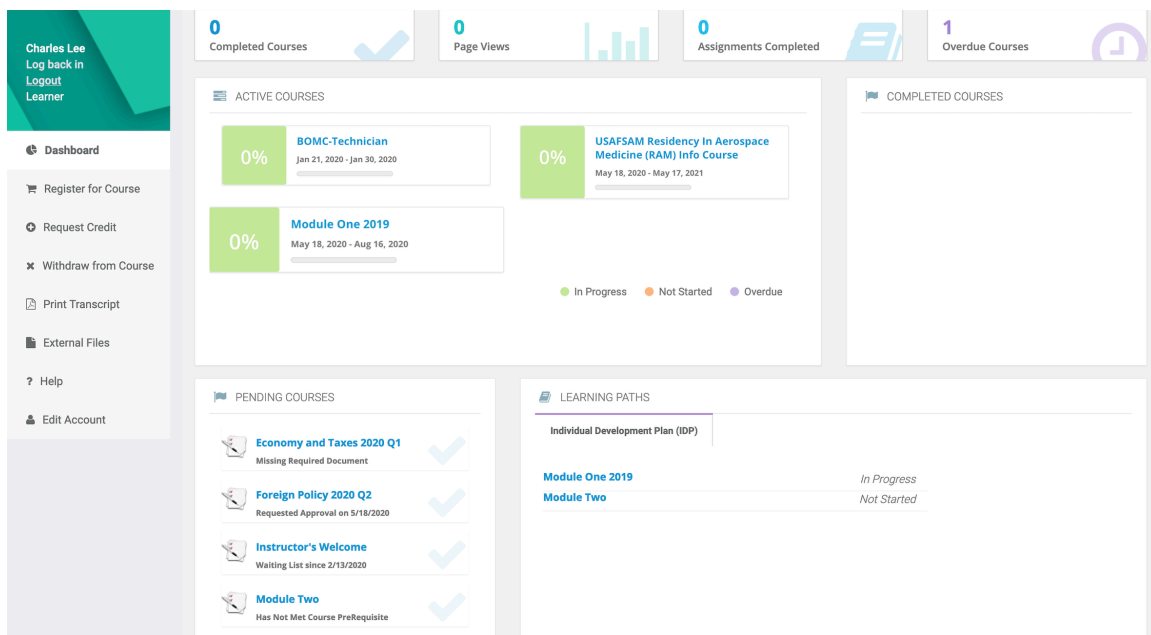


New Features in Release 2.1

We are excited to introduce you to what’s new in Genius SIS release 2.1! We continuously strive to improve the registration, enrollment tracking, and reporting experience in Genius - no matter how you chose to deliver your training. This release includes many new features and enhancements to existing features, which are described below.

Required Documents Before Enrollment

In previous releases, enrollment could depend upon successful completion of one or more course prerequisites. Enrollment could also require an affiliation (manager) or administrator approval. And finally, enrollment could be limited by a course-section enrollment cap. Genius has added another criterion for enrollment that requires a document or form be submitted by the learner and approved by a specified Genius user role. Enrollment is held in the learner’s Pending Courses queue, until all required documents have been submitted and approved.

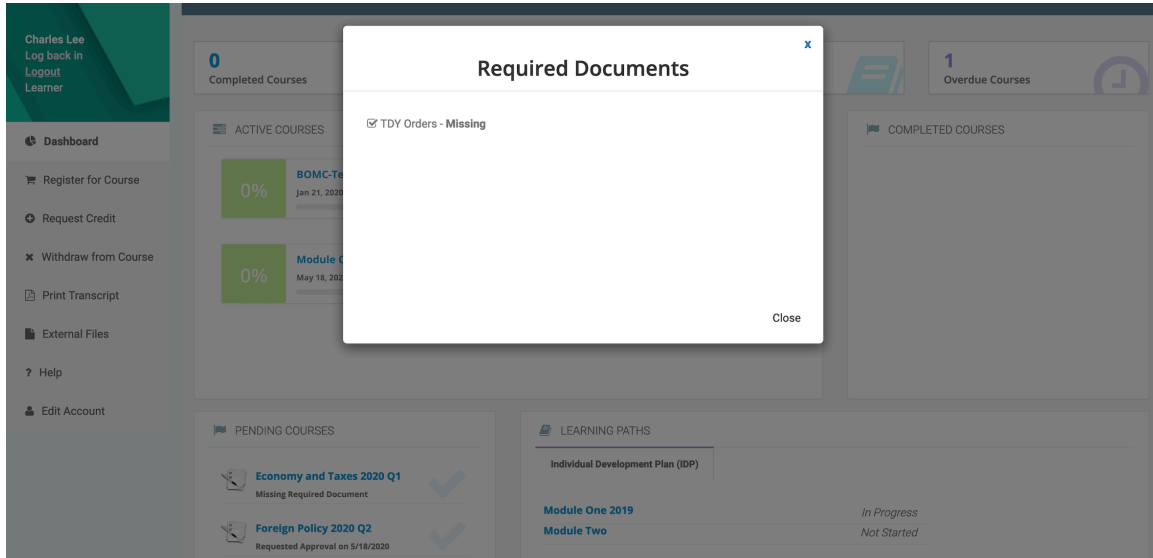


For missing required documents, if you click on the course name in the Pending Courses queue, you will see which required documents are missing or awaiting review. All required documents must be approved before enrollment occurs.

The learner can submit the required documents from the Learner Dashboard > External Files. There is a new report called “External Files Uploaded” where a designated user role can approve or deny required documents. All uploaded external files are stored under the learner’s record.

Automated emails are sent out to the learner when an uploaded external file is either approved or denied. There is also a nightly job that runs that sends an auto email to all learners who have required documents in a missing status.

New Features in Release 2.1



Auto Email Templates Notifying Learners when Enrollment is Pending

We've added new auto email templates that are sent to the learner indicating why their enrollment is pending: have not met course prerequisites, requires approval, added to the waitlist, and missing external files. An email template is automatically sent to the learner whenever their enrollment is put into a pending status, that indicates why they ended up in the pending enrollment queue. The "added to the waitlist" emails are sent to both the learner and the instructor.

AUTO_PREREQUISITES_LEARNER	(notification email sent once)
AUTO_REQUIRESAPPROVAL_LEARNER	(notification email sent once)
AUTO_WAITINGLIST_LEARNER	(notification email sent once)
AUTO_WAITINGLIST_INSTRUCTOR	(notification email sent once)
AUTO_MISSING_EXTERNAL_FILES	(sent multiple times until missing files submitted)

Email Templates by Section, Course, and Affiliation

Genius used to only provide one system default email template regardless of section, course, or affiliation. Now you can create a different customized auto email template by Section, Course, or Affiliation, and if none are specified at any of these levels, the system default auto email template is sent.

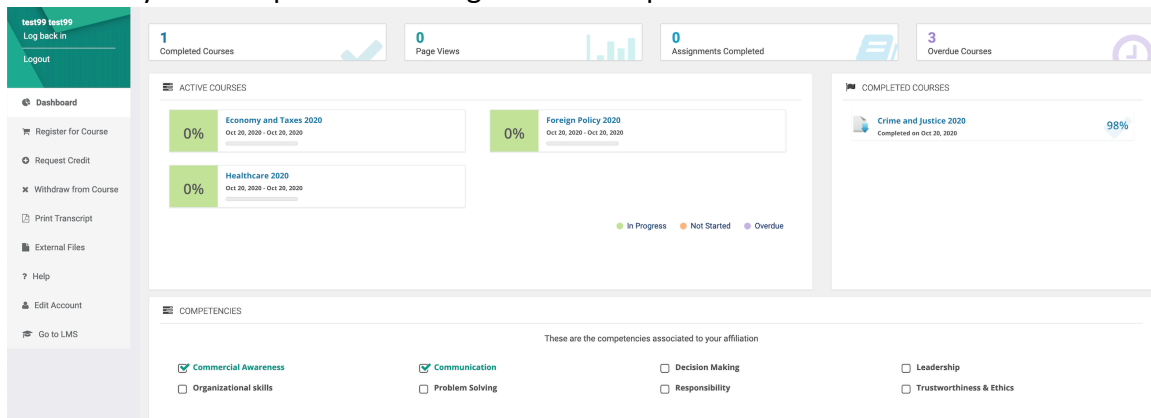
Email or SMS Text

We've added the ability to send communication to learners through both email and SMS text. The ability to send SMS text messages has an additional cost based on text messaging rates from Amazon AWS. We've added "Cell Phone" as a standard learner metadata field to support the option to send SMS text messages.

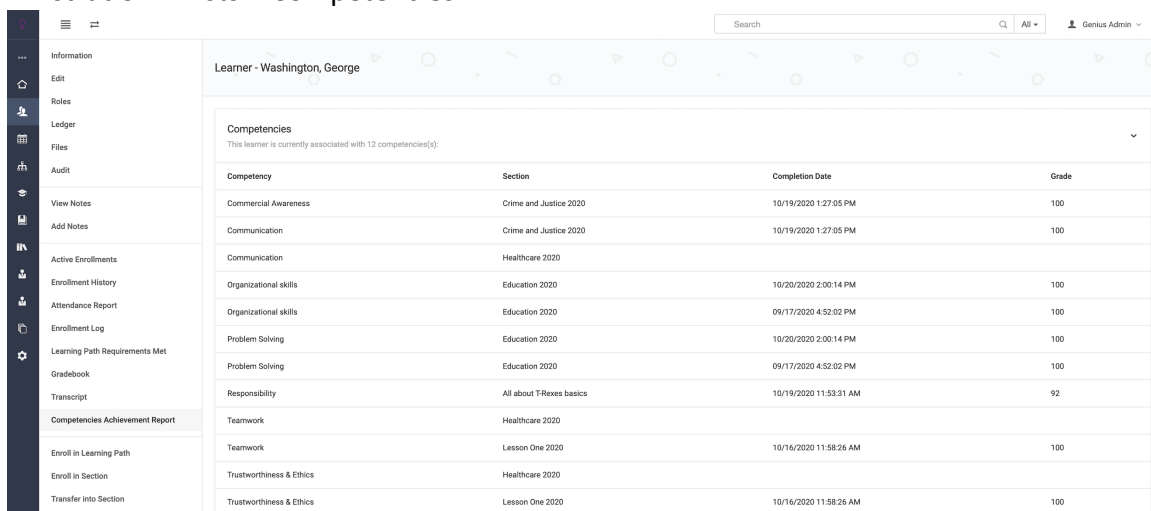
New Features in Release 2.1

Competencies Earned by Learner, Section, and Affiliation

Genius has added the ability to assign competencies to both course-sections and affiliations. Learners assigned as a member of an affiliation, are associated with their affiliation's competencies. Learners must complete course-sections associated with those competencies. The Learner Dashboard has a new competencies module that displays competencies assigned to their affiliation, and checks off competencies once earned. If the learner's affiliation is not associated with any competencies, then they will not see the Competencies module on their learner dashboard. There is a new parameter called LEARNER_DASHBOARD_SHOW_COMPETENCIES (1 = True, 0 = False) which can turn on and off this feature if you don't plan on tracking learner competencies.



As the learner completes course-sections associated with competencies, the Competencies module checks off the completed competencies earned. The registration page now has advanced search criteria to search for course-sections by competency. There are new competency reports at the learner, section, and affiliation levels. You can control your list of competencies under Administration > Lists > Competencies.

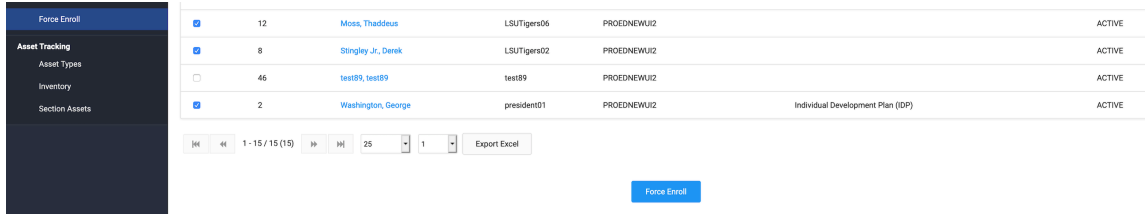


Force Enroll

With all the options that may prevent an enrollment from occurring immediately, sometimes an administrator just needs to get one or more learners enrolled into a course-section. Even if the learner is missing required documents, hasn't completed the require prerequisite courses, been

New Features in Release 2.1

approved by their affiliation manager, or is on the waitlist, Force Enroll enables an administrator to enroll a learner into a course-section without any restrictions. There is a new nightly job called CleanPendingQueue that runs to remove the pending enrollment requests for sections where the learner is already actively enrolled or completed for that specific section, due to Force Enroll.



Force Enroll	Asset Tracking	Asset Types	Inventory	Section Assets		
<input checked="" type="checkbox"/>	12	Moss, Thaddeus	LSUTigers06	PROEDNEWUJ2	ACTIVE	
<input checked="" type="checkbox"/>	8	Stingley Jr., Derek	LSUTigers02	PROEDNEWUJ2	ACTIVE	
<input type="checkbox"/>	46	test89, test89	test89	PROEDNEWUJ2	ACTIVE	
<input checked="" type="checkbox"/>	2	Washington, George	president01	PROEDNEWUJ2	Individual Development Plan (IDP)	ACTIVE

1 - 15 / 15 (15) 25 1 Export Excel

Force Enroll

Enhanced Control when a Course-Section Should Filter Off the Registration Page

Genius added a new parameter called CATALOG_FILTER_DATE that lets you determine whether all course-sections filter off the registration and catalog pages based on the section start date or end date (STARTDATE or ENDDATE). We realize that different registration rules may apply for each section. We also added a new section field called “Enroll By Date” which determines when each section should disappear automatically from the registration page to control registration.

Registration Page Filters

We’ve added several new options to bring up a pre-filtered registration page. This enables you to get very precise on what course-sections and learning paths are made available for registration.

Filter for a specific Section or Learning Path

<https://clientname.geniussis.com/Registration.aspx?FilterSectionIndex=1>

<https://clientname.geniussis.com/Registration.aspx?FilterLearningPathIndex=1>

Filter for a specific Affiliation

<https://clientname.geniussis.com/Registration.aspx?AF=1>

Filter for a specific Delivery Method (field associated to section) also locks the advanced filter dropdown into this single value

<https://clientname.geniussis.com/Registration.aspx?DM=1>

Filter for a specific Category/Department (field associated to course) also locks the advanced filter dropdown into this single value

<https://clientname.geniussis.com/Registration.aspx?CAT=1>

Branding and Themes by Affiliation

Every affiliation can now have its own branded login page, learner signup page, catalog page, support email and phone. You can control what course-sections and learning paths appear in the catalog based on the catalog page filters that are applied.

New Features in Release 2.1

The theme lets you control every color and image throughout the user interface. You can even control whether the catalog, forgot password, and learner signup links appear on the login page or not.

Affiliation(s) Synced for all User Roles

In the past, each user role could be a member of different affiliations and the instructor role could only be a member of one affiliation. This was often confusing and complex for users with multiple roles. Now all user roles can be a “member of” or “manager of” many affiliations, and the affiliations are kept in sync across all roles a user might have.

New Features in Release 2.1

Password Security Improvements

Genius added a number of new password security enhancements. Most of these enhancements are driven by Administration > Parameters. We can now force a learner to change their password every ## days. We can now force new accounts to change their password upon first login. We can now force users to change their password after it has been reset by an administrator. You can now determine if you want Genius to send passwords in plain text over email or send the user to a tokenized page where they can simply enter their desired new password twice to reset it. You can determine if Genius should reset the password in Genius only, or Genius and all LMS connected with Genius. There is even a parameter to let the administrator bypass the password validation rules.

ID	Parameter	Value
93	ENFORCE_PASSWORD_VALIDATION_ON_ADMIN_PAGES	1
113	FORCE_PASSWORD_CHANGE_FOR_NEW_ACCOUNTS	0
116	FORCE_PASSWORD_CHANGE_WHEN_OTHERS_CHANGE_USER_PASSWORD	0
114	PASSWORD_EXPIRATION_DAYS	90
46	PASSWORD_RESET_PAGE	/PublicResetPassword.aspx
77	SEND_PLAIN_TEXT_PASSWORD	1
111	SHOULD_NEVER_OVERWRITE_LMS_PASSWORDS	0

Under Active Enrollments > Bulk Edit, we've given the instructor the ability to update passwords for all learners who show up for a course and have forgotten what their password is to login.

Current Enrollments:
This query will show all enrollments for this learner.

1 - 8 / 8 (8)

Check All

Select	Edit	Learner
<input checked="" type="checkbox"/>		Barrow, Joe
<input checked="" type="checkbox"/>		Chase, JaMarr
<input checked="" type="checkbox"/>		Delpit, Grant
<input checked="" type="checkbox"/>		Edwards-Helare, ...
<input checked="" type="checkbox"/>		Jefferson, Justin
<input checked="" type="checkbox"/>		Moss, Thaddeus
<input checked="" type="checkbox"/>		Stingley, Jr., Dere
<input checked="" type="checkbox"/>		Washington, Geo

1 - 8 / 8 (8)

Edit MULTIPLE Enrollments

Current Grade:

Assignments Completed:

Total Assignments:

Start Date:

End Date:

Status:

Comments:

Update passwords

End	Grade	Assignments	Last Activity
01/01/2021	0 of 0		
01/01/2021	0 of 0		
01/01/2021	0 of 0		
01/01/2021	0 of 0		
01/01/2021	0 of 0		
01/01/2021	0 of 0		
01/01/2021	0 of 0		
01/01/2021	0 of 0		

Import CSV Queued in Background

In order to prevent your computer from being unusable until a large job is complete, we now queue all import CSV jobs in the background. When the server has completed the import CSV job, the user who initiated the import CSV will get an email with the results of the job.



New Features in Release 2.1

Learner Account Must Be Approved Before Registration

We've added the option requiring self-created learner accounts to be approved before the user can login and register for training in Genius. There is a new parameter called NEW_LEARNERS_REQUIRE_APPROVAL (1 = True, 0 = False), which turns this feature on and off. If turned on, the new learner account information must be approved or denied from the Report > New Learner Approval. When approved, the AUTO_NEW_USER_CREATED email is sent out to the learner with the details required to login and register for training. If denied, the AUTO_NEW_USER_DENIED email is sent to notify the learner they need to try to create their new account again.

Registration

New to the Learning Portal? Create your account below.

Charles	Lee
CharlesLee@GeniusSIS.com	PROEDNEWUIZ
301-800-1234	

By clicking on register, you agree with our [Usage Terms](#).

Register

Your account needs approval from the Registrar. Please wait until your account gets approved.

[Already Have an Account?](#)

Need Help?

Don't see your assigned course?
Can't locate your completion certificate?
Need help with registering a new account?

[Visit our Support Site](#)

New Payment Gateway – Genius is a Touchnet Ready Partner

Genius has become an official Touchnet Ready Partner and enhanced our integration with the Touchnet T-Link Payment Gateway. This integration requires a Touchnet license.

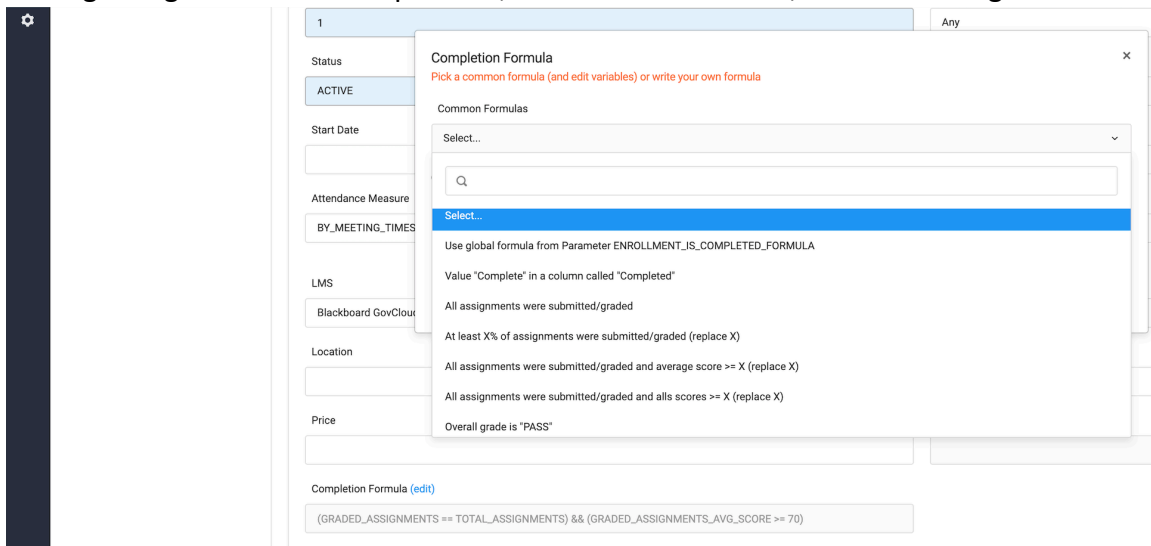
Enhanced Blackboard Learn Gradebook Integration

The key to effective reporting is seamless grades integration and a completion flag coming back into Genius for reporting as a natural byproduct of delivering a course with minimal impact to the instructor. We've redesigned the Blackboard gradebook download so grades are downloaded for an individual learner every time they log into their Genius learner dashboard, and there is also a background job that runs every # hours that brings grades from every course, for every learner, even those not logging into Genius on a regular basis.

We've added a global parameter called "ENROLLMENT_IS_COMPLETED_FORMULA" that can automatically determine if the overall total grade is final. You can also set the successful course completion rule at the section level. Every course-section has a "Completion Formula" field which will override the global parameter if it exists. The options for completion are based on: the value "Complete", in the "Completed" column; all gradebook columns with a posted value; a

New Features in Release 2.1

percentage of gradebook columns with a posted value; all gradebook columns with a posted value, and average grade greater than or equal to X; all gradebook columns with a posted value, and total grade greater than or equal to X; and the value "PASS", in the Overall grade column.



Qualtrics Survey Integration

Genius has created an integration with the Qualtrics survey engine. The completion of one or more surveys can now automatically signal the completion of training with no grades. This enables clients who just want to provide a link to content (PPT, PDF, MP4) to conduct a Qualtrics post-training survey that signals successful completion of that training content. This integration requires a Qualtrics license.

Determine Which Sections and Learning Paths Earn a Certificate

Some section and learning path completions earn a certificate and others don't. We now let you determine when you want the "Download Certificate" link to appear or not by creating a certificate type where the "Download Certificate" link does not appear, and associate it to the appropriate section or learning path.

